

Signify Classified - Internal
Cooper Lighting Solutions Photometric Lab
1121 Highway 74 South
Peachtree City, GA 30269



Scaled data based on original data using
LM-79-08 Approved Method: Electrical and Photometric Measurements of Solid-
State Lighting Products

Test Report Prepared for
Cooper Lighting Solutions
(formerly Eaton)

Brand: INVUE

Report Number: P869013

Luminaire Tested: **EMM2-HSN-SA1B-727-U-T4W**

Issue Date: 08/22/2024



Test Information

Test Method: LM-79-08
Report Number: P869013
Test Lab: INNOVATION CENTER(G3)
Issue Date: 08/22/2024
Manufacturer: COOPER LIGHTING SOLUTIONS (FORMERLY EATON)
Product Line: INVUE
Catalog Number: EMM2-HSN-SA1B-727-U-T4W
Description: EPIC MODERN SHORT HOUSING DISCRETE LED ARRAYS 60W 70CRI 2700K
FITXURE w/ TYPE IV WIDE DISTRIBUTION OPTIC
Light Source: (10) 2700K CCT, 70 CRI LEDS
Ballast/Driver: ELECTRONIC DRIVER

Summary

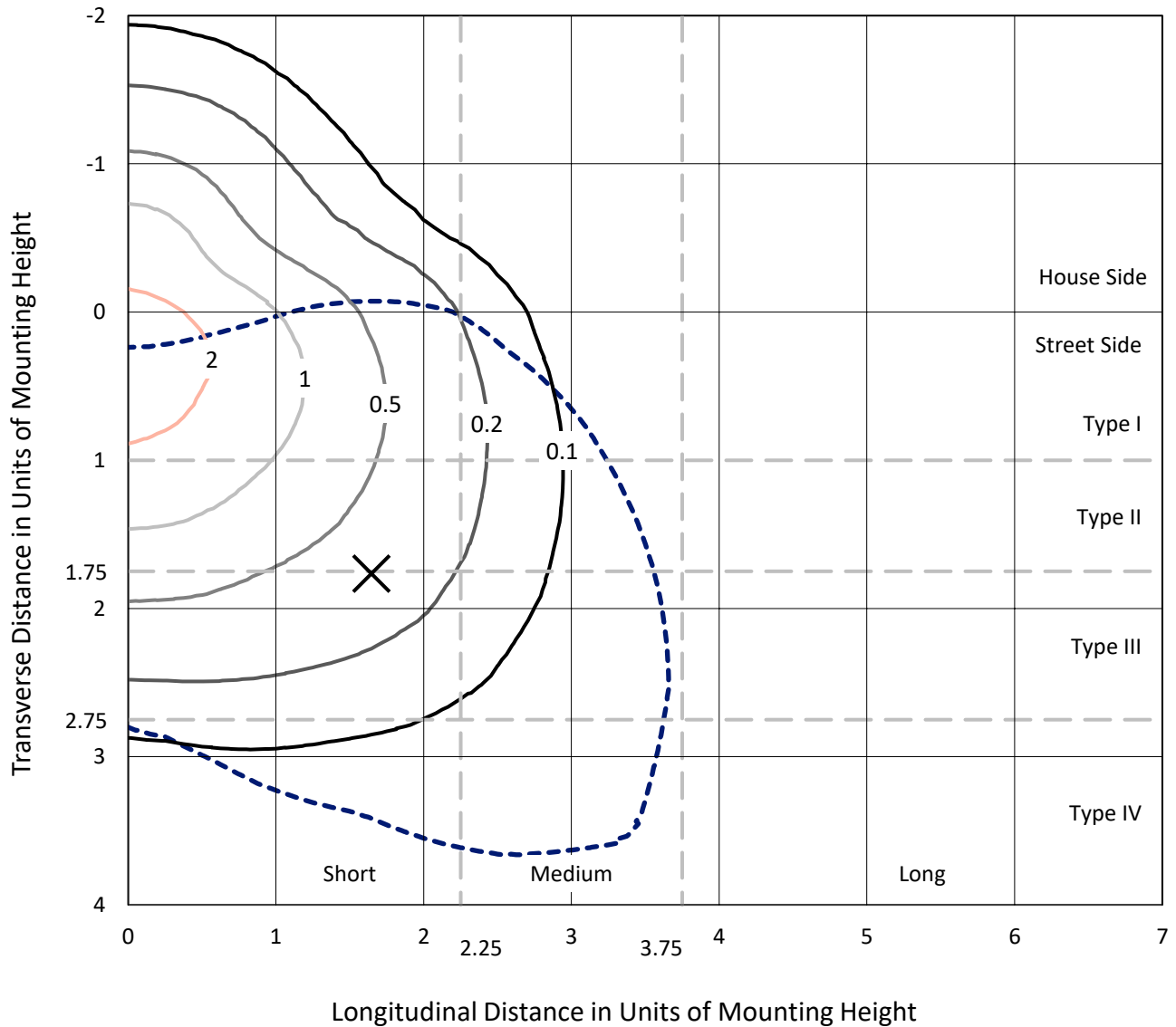
Lumens per Lamp: N/A
Luminaire Lumens: 5689.4 lumens
Efficiency: N/A
Efficacy: 129.3 lumens/watt
Luminous Opening: Rectangular (W 0.33' x L: 0.33' x H: 0')
IES Classification: Type IV - Short
BUG Rating: B1 - U0 - G1

Input Watts (W): 44
Input Voltage (V): 120
Input Current (A_{in}): NR
Voltage Rise (V): NR
Power Factor: 0.99
Total Harmonic Distortion (THDi): 6.91%
Frequency (hertz): 60
Stabilization Time: NR
Operation Time: NR
Ambient Temperature (°C): NR
Test Distance: 24 FT

REPORT NUMBER: P869013
 CATALOG NUMBER: EMM2-HSN-SA1B-727-U-T4W

Iso-Footcandle Lines of Horizontal Illumination

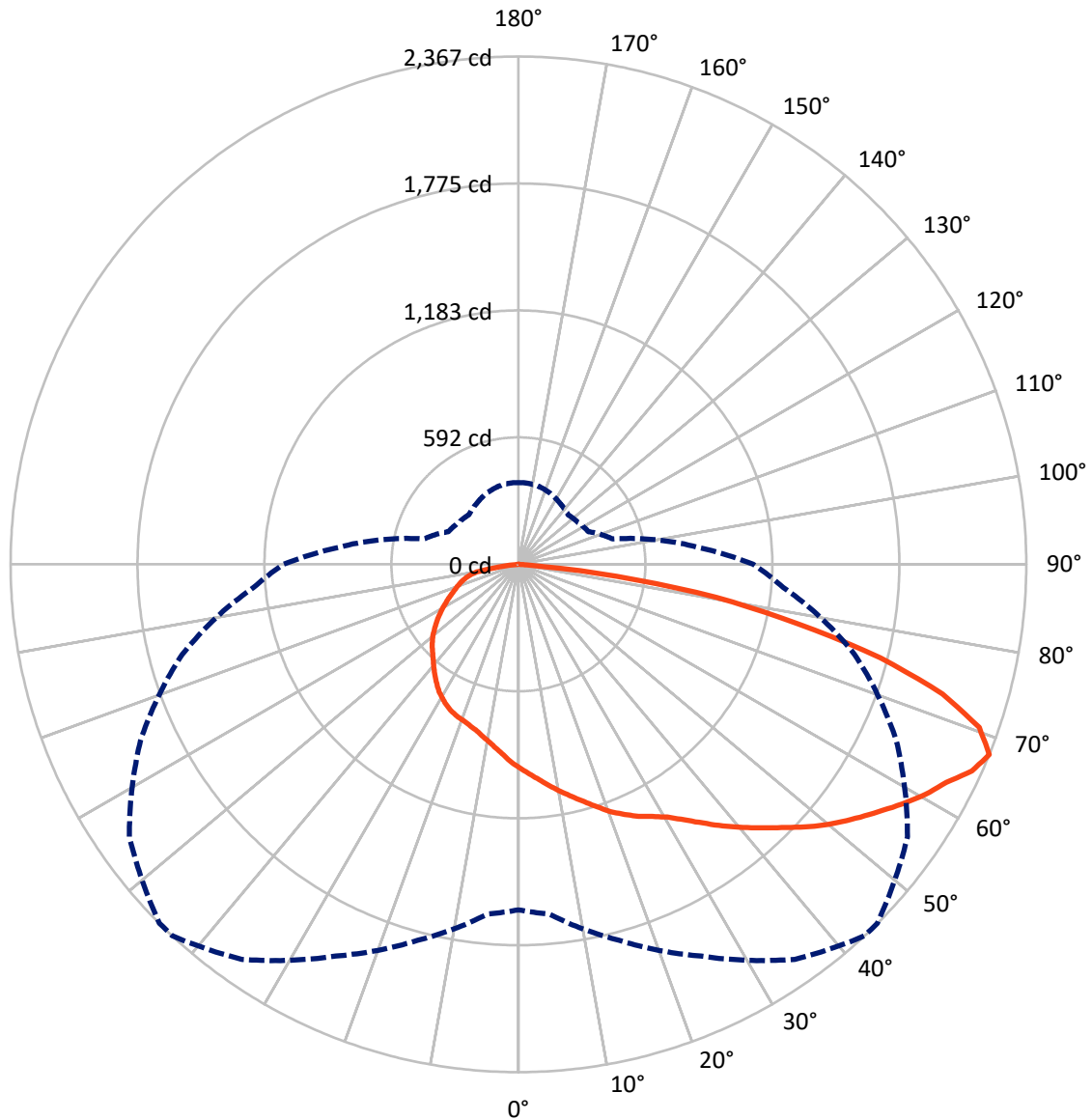
× Max cd
 - - - 1/2 Max cd



Based on 20 foot mounting height. Maximum calculated value = 2.7 fc
 Type IV - Short - N/A

REPORT NUMBER: P869013
CATALOG NUMBER: EMM2-HSN-SA1B-727-U-T4W

Luminous Intensity Polar Plot



— Vertical Plane Through 43-Deg Lateral - - - Horizontal Cone Through 67.5-Deg Vertical

REPORT NUMBER: P869013
 CATALOG NUMBER: EMM2-HSN-SA1B-727-U-T4W

FLUX DISTRIBUTION:

		Downward	Upward	Total
House Side	Lumens	1530.5	0.0	1530.5
	% Fixture	26.9	0.0	26.9
Street Side	Lumens	4158.9	0.0	4158.9
	% Fixture	73.1	0.0	73.1
Total	Lumens	5689.4	0.0	5689.4
	% Fixture	100.0	0.0	100.0

Coefficient of Utilization

ZONAL LUMENS:

Zone	Lumens	% Fixture
0°-10°	90.9	1.6
10°-20°	277.6	4.9
20°-30°	473.6	8.3
30°-40°	690.7	12.1
40°-50°	927.9	16.3
50°-60°	1135.9	20.0
60°-70°	1195.4	21.0
70°-80°	780.4	13.7
80°-90°	117.1	2.1
90°-100°	0.0	0.0
100°-110°	0.0	0.0
110°-120°	0.0	0.0
120°-130°	0.0	0.0
130°-140°	0.0	0.0
140°-150°	0.0	0.0
150°-160°	0.0	0.0
160°-170°	0.0	0.0
170°-180°	0.0	0.0
0°-90°	5689.4	100.0
0°-180°	5689.4	100.0



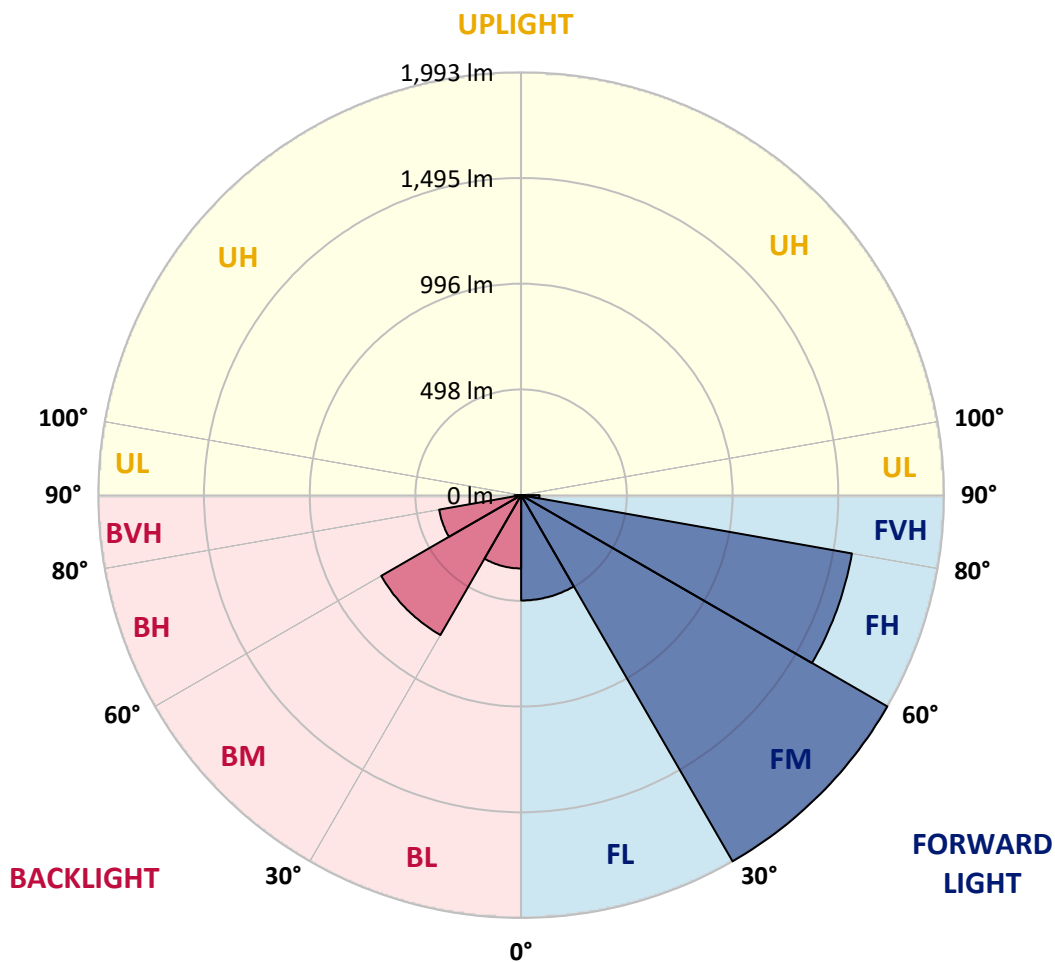
REPORT NUMBER: P869013
 CATALOG NUMBER: EMM2-HSN-SA1B-727-U-T4W

LUMINAIRE CLASSIFICATION SYSTEM LUMEN TABLE AND BUG RATING:

Zone	Lumens	% Fixture	Zone Rating/Lumen Limit		
			B	U	G
FL (0°-30°)	496.5	8.7			
FM (30°-60°)	1993.0	35.0			
FH (60°-80°)	1583.1	27.8			G1/1800
FVH (80°-90°)	86.4	1.5			G1/100
BL (0°-30°)	345.5	6.1	B1/500		
BM (30°-60°)	761.5	13.4	B1/1000		
BH (60°-80°)	392.8	6.9	B1/500		G1/500
BVH (80°-90°)	30.7	0.5			G1/100
UL (90°-100°)	0.0	0.0		U0/0	
UH (100°-180°)	0.0	0.0		U0/0	

BUG Rating: B1-U0-G1

Type IV Short





REPORT NUMBER: P869013

CATALOG NUMBER: EMM2-HSN-SA1B-727-U-T4W

CANDELA DISTRIBUTION (FULL):

	0°	5°	15°	25°	35°	43°	45°	55°	65°	75°	85°
0°	949.7	949.7	949.7	949.7	949.7	949.7	949.7	949.7	949.7	949.7	949.7
2.5°	993.5	992.3	988.9	986.6	979.7	978.5	978.5	971.6	963.5	958.9	954.3
5°	1038.4	1032.6	1030.3	1025.7	1014.2	1007.3	1009.6	996.9	980.8	969.3	956.6
7.5°	1078.7	1076.4	1068.3	1062.6	1048.7	1041.8	1039.5	1020.0	999.2	982.0	961.2
10°	1127.0	1121.3	1116.7	1105.1	1086.7	1076.4	1072.9	1047.6	1021.1	998.1	970.5
12.5°	1170.8	1163.9	1158.1	1146.6	1128.2	1110.9	1106.3	1077.5	1044.1	1013.1	978.5
15°	1204.1	1205.3	1199.5	1189.2	1168.5	1147.7	1144.3	1106.3	1066.0	1028.0	986.6
17.5°	1235.2	1239.8	1236.4	1229.5	1208.8	1188.0	1184.6	1142.0	1093.6	1045.3	995.8
20°	1265.2	1265.2	1264.0	1259.4	1244.4	1230.6	1223.7	1181.1	1120.1	1063.7	1008.4
22.5°	1282.4	1287.0	1287.0	1287.0	1277.8	1266.3	1264.0	1222.6	1155.8	1086.7	1020.0
25°	1308.9	1314.7	1314.7	1312.4	1304.3	1300.8	1297.4	1258.3	1190.3	1113.2	1032.6
27.5°	1365.3	1364.2	1355.0	1343.4	1331.9	1330.8	1326.2	1298.5	1230.6	1142.0	1049.9
30°	1443.6	1445.9	1434.4	1398.7	1372.2	1366.5	1367.6	1343.4	1277.8	1175.4	1069.5
32.5°	1563.3	1563.3	1518.4	1472.4	1434.4	1419.4	1416.0	1395.2	1326.2	1212.2	1091.3
35°	1653.1	1649.7	1624.3	1570.2	1523.0	1480.4	1474.7	1447.1	1380.3	1253.7	1115.5
37.5°	1721.0	1727.9	1708.4	1666.9	1620.9	1547.2	1535.7	1496.6	1429.8	1293.9	1139.7
40°	1852.3	1835.0	1787.8	1749.8	1694.6	1612.8	1602.5	1554.1	1480.4	1338.8	1169.6
42.5°	1947.8	1923.6	1869.5	1818.9	1749.8	1678.4	1669.2	1616.3	1539.1	1389.5	1200.7
45°	2084.8	2030.7	1955.9	1911.0	1813.1	1749.8	1738.3	1680.7	1600.2	1443.6	1239.8
47.5°	2217.2	2122.8	2043.4	2022.6	1882.2	1826.9	1817.7	1751.0	1665.8	1502.3	1277.8
50°	2199.9	2137.8	2111.3	2091.7	1942.1	1899.5	1890.3	1822.3	1732.5	1564.5	1315.8
52.5°	2156.2	2161.9	2163.1	2115.9	1998.5	1967.4	1958.2	1899.5	1801.6	1618.6	1352.7
55°	2202.2	2209.1	2208.0	2136.6	2064.1	2035.3	2029.6	1977.8	1868.4	1669.2	1379.1
57.5°	2272.5	2249.4	2246.0	2188.4	2134.3	2107.8	2100.9	2056.0	1924.8	1706.1	1399.9
60°	2285.1	2239.1	2254.0	2199.9	2187.3	2179.2	2176.9	2124.0	1977.8	1736.0	1407.9
62.5°	2143.5	2135.5	2194.2	2172.3	2214.9	2237.9	2239.1	2172.3	2006.5	1747.5	1399.9
65°	1901.8	1934.0	2060.6	2124.0	2256.3	2322.0	2319.7	2201.1	2003.1	1714.1	1350.4
67.5°	1610.5	1635.8	1814.3	2014.6	2247.1	2366.9	2365.7	2213.7	1943.2	1622.0	1238.7
70°	1221.4	1300.8	1554.1	1817.7	2122.8	2278.2	2297.8	2142.4	1806.2	1454.0	1069.5
72.5°	929.0	941.7	1247.9	1524.2	1900.6	2067.5	2064.1	1914.4	1577.1	1224.9	891.0
75°	659.6	687.3	939.4	1181.1	1557.6	1742.9	1734.8	1570.2	1258.3	953.2	681.5
77.5°	491.6	501.9	687.3	876.1	1165.0	1331.9	1328.5	1160.4	925.6	699.9	507.7
80°	359.2	376.4	495.0	611.3	789.7	933.6	929.0	770.1	594.0	489.3	370.7
82.5°	201.5	214.1	287.8	369.5	416.7	461.6	442.1	369.5	270.5	210.7	181.9
85°	5.8	6.9	10.4	12.7	21.9	36.8	40.3	35.7	42.6	26.5	28.8
87.5°	2.3	2.3	2.3	2.3	2.3	3.5	3.5	3.5	3.5	3.5	3.5
90°	0.0	0.0	0.0	0.0	0.0	0.0	0.0	0.0	0.0	0.0	0.0



REPORT NUMBER: P869013

CATALOG NUMBER: EMM2-HSN-SA1B-727-U-T4W

CANDELA DISTRIBUTION (continued):

	90°	95°	105°	115°	125°	135°	145°	155°	165°	175°	180°
0°	949.7	949.7	949.7	949.7	949.7	949.7	949.7	949.7	949.7	949.7	949.7
2.5°	952.0	947.4	938.2	932.5	929.0	924.4	917.5	912.9	909.4	914.0	912.9
5°	950.9	941.7	925.6	914.0	902.5	893.3	883.0	874.9	870.3	872.6	871.5
7.5°	950.9	939.4	914.0	895.6	878.4	864.5	853.0	842.7	838.1	839.2	838.1
10°	955.5	939.4	906.0	879.5	856.5	840.4	827.7	818.5	815.0	818.5	819.7
12.5°	960.1	939.4	899.1	865.7	835.8	818.5	807.0	801.2	803.5	804.7	805.8
15°	962.4	938.2	892.2	849.6	816.2	797.8	790.9	789.7	795.5	801.2	802.4
17.5°	968.2	937.1	881.8	833.5	798.9	784.0	780.5	785.1	796.6	804.7	807.0
20°	975.1	939.4	870.3	813.9	781.7	770.1	775.9	786.3	800.1	811.6	813.9
22.5°	982.0	940.5	859.9	796.6	763.2	760.9	773.6	788.6	804.7	816.2	818.5
25°	990.0	940.5	846.1	774.8	744.8	748.3	767.8	787.4	802.4	817.3	819.7
27.5°	998.1	942.8	831.2	750.6	721.8	732.2	756.3	780.5	796.6	811.6	815.0
30°	1011.9	947.4	818.5	729.9	698.8	712.6	741.4	769.0	786.3	802.4	805.8
32.5°	1025.7	954.3	808.1	708.0	675.8	691.9	724.1	755.2	773.6	788.6	790.9
35°	1044.1	963.5	800.1	686.1	652.7	665.4	699.9	734.5	755.2	766.7	772.5
37.5°	1063.7	976.2	793.2	666.5	627.4	638.9	675.8	712.6	734.5	746.0	748.3
40°	1087.9	993.5	788.6	648.1	603.2	612.4	649.3	689.6	710.3	718.3	722.9
42.5°	1114.4	1011.9	785.1	629.7	576.7	586.0	625.1	664.2	685.0	691.9	695.3
45°	1147.7	1036.1	782.8	610.1	554.9	562.9	602.1	641.2	658.5	667.7	671.1
47.5°	1178.8	1060.2	775.9	587.1	530.7	542.2	577.9	612.4	632.0	637.8	641.2
50°	1209.9	1081.0	762.1	561.8	508.8	519.2	551.4	576.7	591.7	598.6	600.9
52.5°	1239.8	1095.9	740.2	535.3	485.8	492.7	519.2	543.4	553.7	556.0	562.9
55°	1259.4	1104.0	709.1	504.2	462.8	465.1	484.7	506.5	512.3	513.4	513.4
57.5°	1273.2	1099.4	672.3	473.1	439.8	439.8	451.3	468.5	470.8	472.0	474.3
60°	1275.5	1083.3	625.1	444.4	414.4	411.0	422.5	432.8	434.0	436.3	438.6
62.5°	1258.3	1047.6	574.4	416.7	390.3	382.2	392.6	402.9	408.7	412.1	414.4
65°	1205.3	975.1	516.9	389.1	367.2	353.4	366.1	383.3	394.9	396.0	396.0
67.5°	1094.8	857.6	455.9	360.3	339.6	326.9	343.1	361.5	375.3	381.0	379.9
70°	927.9	727.6	399.5	330.4	312.0	303.9	321.2	341.9	353.4	358.0	360.3
72.5°	747.1	582.5	350.0	300.5	287.8	283.2	300.5	321.2	337.3	344.2	345.4
75°	581.4	458.2	308.5	269.4	259.0	260.2	278.6	299.3	316.6	320.0	309.7
77.5°	451.3	364.9	269.4	232.5	226.8	234.8	253.3	275.1	285.5	288.9	282.0
80°	325.8	279.7	217.6	183.0	183.0	195.7	211.8	237.1	240.6	236.0	238.3
82.5°	154.3	135.8	107.1	88.6	82.9	92.1	97.9	105.9	115.1	117.4	111.7
85°	20.7	13.8	10.4	11.5	10.4	6.9	4.6	4.6	4.6	3.5	3.5
87.5°	3.5	3.5	2.3	2.3	2.3	2.3	2.3	2.3	1.2	1.2	1.2
90°	0.0	0.0	0.0	0.0	0.0	0.0	0.0	0.0	0.0	0.0	0.0

LM-79-2019: Approved Method: Electrical and Photometric Measurements of Solid-
State Lighting Products

Report Prepared for

Cooper Lighting Solutions

Streetworks

Report Number: SP1-2407-157-3

Test Date: 08/07/2024

Luminaire Tested: MEM2-HTN-SA-40-727-U-5WQ-2

Data in this report applies to families of products including MEM2-HTN-SA-40-727-U-5WQ-2

Test Information

Test Method: LM-79-2019
 Report Number: SP1-2407-157-3
 Test Lab: COOPER LIGHTING SOLUTIONS
 Photometer: SP1 - 76IN SPHERE
 Measurement Geometry: 4π
 Issue Date: 08/20/2024
 Manufacturer: COOPER LIGHTING SOLUTIONS
 Product Line: Streetworks
 Catalog Number: **MEM2-HTN-SA-40-727-U-5WQ-2**
 Description: Epic Modern Light Square 40W 5WQ Optic and Flare Trim

Spectral Parameters

CCT (K): 2747
 CIE u': 0.2606
 CIE v': 0.5257
 Duv: -0.0005
 CIE x: 0.4552
 CIE y: 0.4082
 CIE z: 0.1366
 Peak Wavelength (nm): 597
 Dominant Wavelength (nm): 584
 Purity: 59.16856
 Rf: 75.5
 Rg: 93.6

CRI (Ra):	71.7		
R1:	68.1	R9:	-35.3
R2:	83.9	R10:	64.2
R3:	94.7	R11:	61.7
R4:	66.3	R12:	53.9
R5:	67.4	R13:	71.2
R6:	78.7	R14:	97.6
R7:	75.0	R15:	59.3
R8:	39.4		



Test Conditions

Stabilization Time: 22M
 Operation Time: 1H 22M
 Sphere Temperature (°C): 24.2

REPORT NUMBER: SP1-2407-157-3

Measurement and Test Equipment			
Instrument	Identification Number	Calibration Date	Calibration Due Date
Photometer	IN0058	6/18/2024	12/18/2024
Power Meter	INXT2011004	2/8/2024	2/8/2025
AC Power Source	IN0063	10/24/2023	10/24/2024
DC Power Source	IN0208	10/24/2023	10/24/2024
Sphere Thermometer	IN0085	10/24/2023	10/24/2024
Room Thermometer	IN0046	10/24/2023	10/24/2024

REPORT NUMBER: SP1-2407-157-3

CIE 1931 Chromaticity Diagram



CIE 1931 Chromaticity Diagram with 2017 ANSI 7-Step and 4-Step Quadrangles



Point lies inside the ANSI 2700K 4-step quadrangle

REPORT NUMBER: SP1-2407-157-3

Photopic Flux vs. Wavelength



Photopic Lumens: NR

λ (nm)	Power W [^] /nm	Lumens (ϕ /nm)	λ (nm)	Power W [^] /nm	Lumens (ϕ /nm)	λ (nm)	Power W [^] /nm	Lumens (ϕ /nm)	λ (nm)	Power W [^] /nm	Lumens (ϕ /nm)	λ (nm)	Power W [^] /nm	Lumens (ϕ /nm)
360	0	NR	490	103	NR	620	846	NR	750	20	NR	880	0	NR
365	0	NR	495	130	NR	625	784	NR	755	17	NR	885	1	NR
370	0	NR	500	171	NR	630	720	NR	760	15	NR	890	0	NR
375	0	NR	505	221	NR	635	652	NR	765	13	NR	895	0	NR
380	0	NR	510	268	NR	640	587	NR	770	11	NR	900	0	NR
385	0	NR	515	313	NR	645	521	NR	775	9	NR	905	0	NR
390	0	NR	520	350	NR	650	461	NR	780	8	NR	910	0	NR
395	0	NR	525	381	NR	655	406	NR	785	7	NR	915	0	NR
400	0	NR	530	407	NR	660	353	NR	790	6	NR	920	0	NR
405	2	NR	535	435	NR	665	307	NR	795	5	NR	925	0	NR
410	4	NR	540	462	NR	670	264	NR	800	4	NR	930	0	NR
415	9	NR	545	496	NR	675	227	NR	805	4	NR	935	0	NR
420	20	NR	550	534	NR	680	196	NR	810	3	NR	940	0	NR
425	38	NR	555	582	NR	685	167	NR	815	3	NR	945	0	NR
430	69	NR	560	638	NR	690	144	NR	820	2	NR	950	0	NR
435	120	NR	565	700	NR	695	122	NR	825	2	NR	955	0	NR
440	193	NR	570	767	NR	700	103	NR	830	2	NR	960	0	NR
445	316	NR	575	836	NR	705	88	NR	835	2	NR	965	0	NR
450	469	NR	580	898	NR	710	74	NR	840	1	NR	970	0	NR
455	431	NR	585	947	NR	715	63	NR	845	1	NR	975	0	NR
460	264	NR	590	982	NR	720	54	NR	850	1	NR	980	0	NR
465	197	NR	595	997	NR	725	46	NR	855	1	NR	985	0	NR
470	155	NR	600	997	NR	730	39	NR	860	1	NR	990	0	NR
475	108	NR	605	978	NR	735	33	NR	865	1	NR	995	0	NR
480	90	NR	610	947	NR	740	28	NR	870	1	NR	1000	0	NR
485	92	NR	615	900	NR	745	24	NR	875	1	NR			

REPORT NUMBER: SP1-2407-157-3

Scotopic Flux vs. Wavelength



Scotopic Lumens: NR

S/P: 1.13

λ (nm)	Power W [^] /nm	Lumens (φ/nm)	λ (nm)	Power W [^] /nm	Lumens (φ/nm)	λ (nm)	Power W [^] /nm	Lumens (φ/nm)	λ (nm)	Power W [^] /nm	Lumens (φ/nm)	λ (nm)	Power W [^] /nm	Lumens (φ/nm)
360	0	NR	490	103	NR	620	846	NR	750	20	NR	880	0	NR
365	0	NR	495	130	NR	625	784	NR	755	17	NR	885	1	NR
370	0	NR	500	171	NR	630	720	NR	760	15	NR	890	0	NR
375	0	NR	505	221	NR	635	652	NR	765	13	NR	895	0	NR
380	0	NR	510	268	NR	640	587	NR	770	11	NR	900	0	NR
385	0	NR	515	313	NR	645	521	NR	775	9	NR	905	0	NR
390	0	NR	520	350	NR	650	461	NR	780	8	NR	910	0	NR
395	0	NR	525	381	NR	655	406	NR	785	7	NR	915	0	NR
400	0	NR	530	407	NR	660	353	NR	790	6	NR	920	0	NR
405	2	NR	535	435	NR	665	307	NR	795	5	NR	925	0	NR
410	4	NR	540	462	NR	670	264	NR	800	4	NR	930	0	NR
415	9	NR	545	496	NR	675	227	NR	805	4	NR	935	0	NR
420	20	NR	550	534	NR	680	196	NR	810	3	NR	940	0	NR
425	38	NR	555	582	NR	685	167	NR	815	3	NR	945	0	NR
430	69	NR	560	638	NR	690	144	NR	820	2	NR	950	0	NR
435	120	NR	565	700	NR	695	122	NR	825	2	NR	955	0	NR
440	193	NR	570	767	NR	700	103	NR	830	2	NR	960	0	NR
445	316	NR	575	836	NR	705	88	NR	835	2	NR	965	0	NR
450	469	NR	580	898	NR	710	74	NR	840	1	NR	970	0	NR
455	431	NR	585	947	NR	715	63	NR	845	1	NR	975	0	NR
460	264	NR	590	982	NR	720	54	NR	850	1	NR	980	0	NR
465	197	NR	595	997	NR	725	46	NR	855	1	NR	985	0	NR
470	155	NR	600	997	NR	730	39	NR	860	1	NR	990	0	NR
475	108	NR	605	978	NR	735	33	NR	865	1	NR	995	0	NR
480	90	NR	610	947	NR	740	28	NR	870	1	NR	1000	0	NR
485	92	NR	615	900	NR	745	24	NR	875	1	NR			

REPORT NUMBER: SP1-2407-157-3

Melanopic Flux vs. Wavelength



Melanopic Lumens: NR M/P: 2.04

λ (nm)	Power W [^] /nm	Lumens (φ/nm)	λ (nm)	Power W [^] /nm	Lumens (φ/nm)	λ (nm)	Power W [^] /nm	Lumens (φ/nm)	λ (nm)	Power W [^] /nm	Lumens (φ/nm)	λ (nm)	Power W [^] /nm	Lumens (φ/nm)
360	0	NR	490	103	NR	620	846	NR	750	20	NR	880	0	NR
365	0	NR	495	130	NR	625	784	NR	755	17	NR	885	1	NR
370	0	NR	500	171	NR	630	720	NR	760	15	NR	890	0	NR
375	0	NR	505	221	NR	635	652	NR	765	13	NR	895	0	NR
380	0	NR	510	268	NR	640	587	NR	770	11	NR	900	0	NR
385	0	NR	515	313	NR	645	521	NR	775	9	NR	905	0	NR
390	0	NR	520	350	NR	650	461	NR	780	8	NR	910	0	NR
395	0	NR	525	381	NR	655	406	NR	785	7	NR	915	0	NR
400	0	NR	530	407	NR	660	353	NR	790	6	NR	920	0	NR
405	2	NR	535	435	NR	665	307	NR	795	5	NR	925	0	NR
410	4	NR	540	462	NR	670	264	NR	800	4	NR	930	0	NR
415	9	NR	545	496	NR	675	227	NR	805	4	NR	935	0	NR
420	20	NR	550	534	NR	680	196	NR	810	3	NR	940	0	NR
425	38	NR	555	582	NR	685	167	NR	815	3	NR	945	0	NR
430	69	NR	560	638	NR	690	144	NR	820	2	NR	950	0	NR
435	120	NR	565	700	NR	695	122	NR	825	2	NR	955	0	NR
440	193	NR	570	767	NR	700	103	NR	830	2	NR	960	0	NR
445	316	NR	575	836	NR	705	88	NR	835	2	NR	965	0	NR
450	469	NR	580	898	NR	710	74	NR	840	1	NR	970	0	NR
455	431	NR	585	947	NR	715	63	NR	845	1	NR	975	0	NR
460	264	NR	590	982	NR	720	54	NR	850	1	NR	980	0	NR
465	197	NR	595	997	NR	725	46	NR	855	1	NR	985	0	NR
470	155	NR	600	997	NR	730	39	NR	860	1	NR	990	0	NR
475	108	NR	605	978	NR	735	33	NR	865	1	NR	995	0	NR
480	90	NR	610	947	NR	740	28	NR	870	1	NR	1000	0	NR
485	92	NR	615	900	NR	745	24	NR	875	1	NR			

Summary

$R_f = 75.5$
 $R_g = 93.6$
 $CIE R_a = 71.7$
 $R_9 = -35.3$



Color Vector Graphics

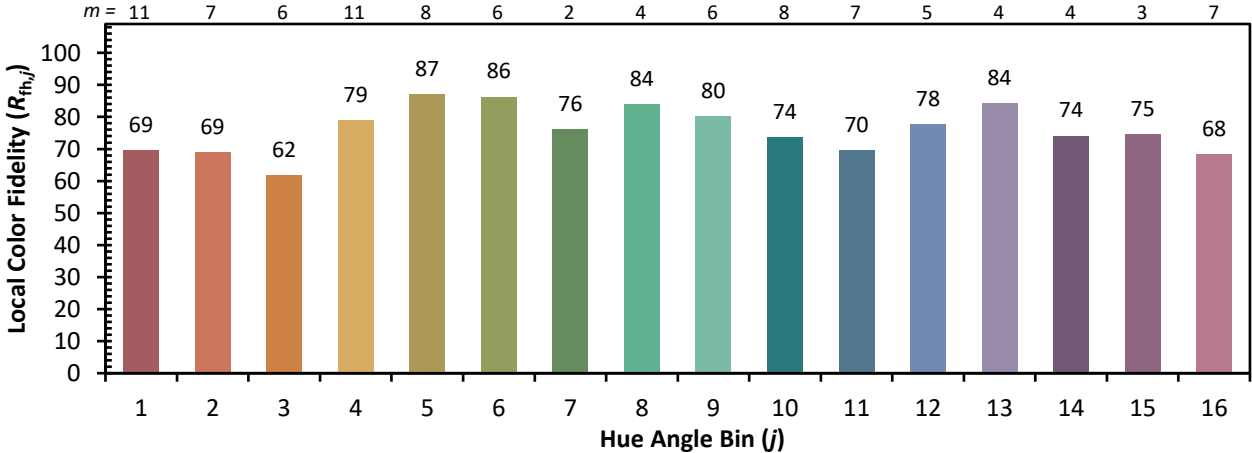


Individual Sample Fidelity Index ($R_{f,i}$)

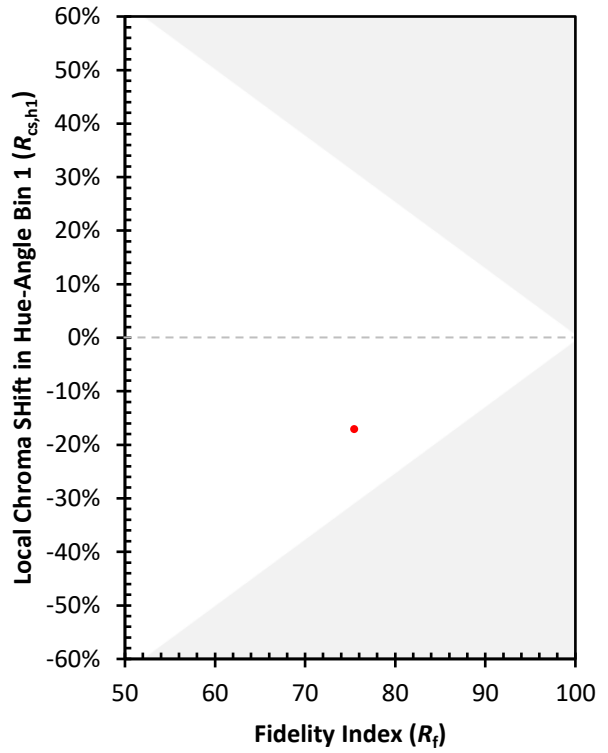
CES01 = 86	CES26 = 68	CES51 = 87	CES76 = 63
CES02 = 63	CES27 = 90	CES52 = 85	CES77 = 79
CES03 = 31	CES28 = 87	CES53 = 78	CES78 = 66
CES04 = 71	CES29 = 71	CES54 = 86	CES79 = 87
CES05 = 50	CES30 = 85	CES55 = 84	CES80 = 85
CES06 = 52	CES31 = 74	CES56 = 75	CES81 = 67
CES07 = 42	CES32 = 66	CES57 = 75	CES82 = 93
CES08 = 41	CES33 = 80	CES58 = 76	CES83 = 91
CES09 = 29	CES34 = 79	CES59 = 85	CES84 = 89
CES10 = 77	CES35 = 89	CES60 = 90	CES85 = 72
CES11 = 60	CES36 = 93	CES61 = 81	CES86 = 59
CES12 = 66	CES37 = 88	CES62 = 91	CES87 = 77
CES13 = 43	CES38 = 93	CES63 = 77	CES88 = 79
CES14 = 74	CES39 = 97	CES64 = 67	CES89 = 65
CES15 = 72	CES40 = 93	CES65 = 66	CES90 = 80
CES16 = 48	CES41 = 93	CES66 = 63	CES91 = 80
CES17 = 51	CES42 = 89	CES67 = 61	CES92 = 55
CES18 = 57	CES43 = 78	CES68 = 68	CES93 = 72
CES19 = 73	CES44 = 99	CES69 = 78	CES94 = 48
CES20 = 67	CES45 = 85	CES70 = 63	CES95 = 66
CES21 = 88	CES46 = 81	CES71 = 61	CES96 = 76
CES22 = 80	CES47 = 86	CES72 = 86	CES97 = 81
CES23 = 92	CES48 = 74	CES73 = 56	CES98 = 76
CES24 = 91	CES49 = 79	CES74 = 93	CES99 = 64
CES25 = 73	CES50 = 86	CES75 = 66	



Color Rendition by Hue-Angle Bin



Measure Comparisons



(END OF REPORT)